

## BASIC

|  |         |
|--|---------|
| <b>Capital</b>                           | Zlin    |
| <b>Population of capital city (2016)</b> | 75,171  |
| <b>Total population – region (2016)</b>  | 584,676 |
| <b>Labour force – region (2015)</b>      | 294,501 |
| <b>Population density</b>                | 147.5   |

Source: Czech Statistical Office, 2016

## GDP IN REGION 2014

|   | Total (mil.EUR) | Per capita (EUR) |
|---|-----------------|------------------|
| <b>Zlin</b>                                 | 7,646           | 13,051           |
| <b>Share of GDP of CR</b>                   | 4.9 %           |                  |
| <b>Regional GDP per capita, EU 28 = 100</b> | 75.1            |                  |

Source: Czech Statistical Office, 2016

## FOREIGN DIRECT INVESTMENT 2014

| Region                      | EUR mil.  |
|-----------------------------|-----------|
| <b>Zlin</b>                 | 1,976.3   |
| <b>Czech Republic Total</b> | 100,075.8 |

Source: Czech National Bank, 2016

## EMPLOYMENT BY SELECTED SECTORS 2015

| CZ-NACE code  | Empl.   |
|---|---------|
| <b>Mining and quarrying</b>                           | .       |
| <b>Manufacturing</b>                                  | 104,549 |
| <b>Electricity, gas, steam and air condit. supply</b> | 1,330   |
| <b>Construction</b>                                   | 23,321  |
| <b>Information and communication</b>                  | 2,524   |
| <b>Financial and insurance activities</b>             | 4,482   |
| <b>TOTAL</b>  | 280,644 |

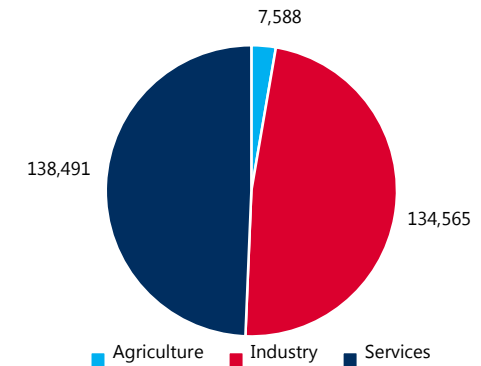
Source: Czech Statistical Office, 2016

## AVERAGE UNEMPLOYMENT RATE

| Region                | 2015 | April 2016 |
|-----------------------|------|------------|
| <b>Zlin</b>           | 6.3  | 5.3        |
| <b>Czech Republic</b> | 6.5  | 5.7        |

Source: Ministry of Labour and Social Affairs, 2016

## EMPLOYMENT BY OCCUPATION IN 2015



Source: Czech Statistical Office, 2016

## EDUCATION 2015/2016

| Zlin Region                         | Schools | Students | Graduates |
|-------------------------------------|---------|----------|-----------|
| <b>Training centre</b>              | 34      | 4,932    | 1,447     |
| <b>Secondary specialized school</b> | 48      | 12,074   | 2,472     |
| <b>Higher professional school</b>   | 10      | 1,137    | 251       |
| <b>University</b>                   | 2       | 9,672    | 2,866     |

Source: Ministry of Education, Youth and Sport, 2016

## LANGUAGE SKILLS IN THE POPULATION (in %)

| Zlin Region    | Language skill – all levels |
|----------------|-----------------------------|
| <b>English</b> | 54.5                        |
| <b>German</b>  | 44.1                        |
| <b>Russian</b> | 42.4                        |

Note: All levels – fluent, active, passive

Source: STEM, June 2014

| GROSS MONTHLY WAGES (MEDIAN) FOR SELECTED POSITIONS 2015 (EUR) |        |                |
|--|--------|----------------|
| Position   | Region | Czech Republic |
| Manufacturing managers in manufacturing                        | 1,264  | 1,929          |
| Mechanical engineers   | 1,483  | 1,570          |
| Electrical engineers   | NA     | 1,559          |
| Accountants  | 1,184  | 1,361          |
| Economists   | NA     | 1,511          |
| Electrical engineering technicians                             | NA     | 1,228          |
| Mechanical engineering technicians                             | 1,110  | 1,111          |
| Secretaries  | 749    | 766            |
| Toolmakers and related workers                                 | 827    | 845            |
| Mechanical machinery assemblers                                | 814    | 849            |
| Electrical and electronic equipment assemblers                 | 665    | 712            |
| Manufacturing labourers  | NA     | 631            |

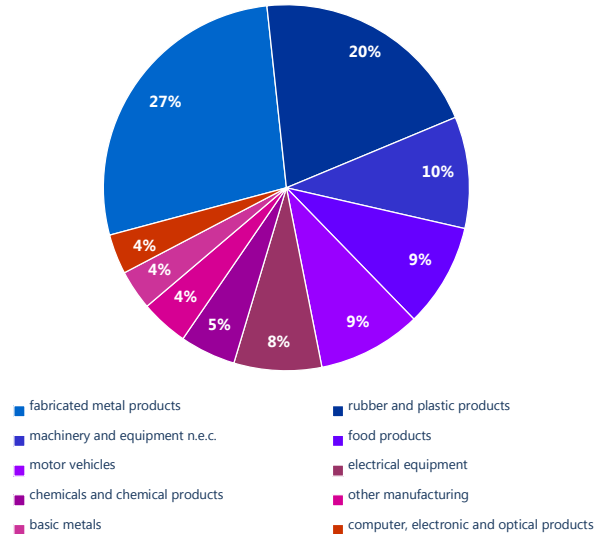
Source: Ministry of Labour and Social Affairs, 2016

| TRAVEL DISTANCES |                   |                 |
|------------------|-------------------|-----------------|
| From             | To Prague Airport | To Brno Airport |
| Zlin             | 320 km            | 93 km           |
| Kromeriz         | 290 km            | 61 km           |
| Uherske Hradiste | 300 km            | 73 km           |
| Vsetin           | 347 km            | 120 km          |

Source: Google Route Planner, 2016

## TOP 10 INDUSTRIES BY CZ-NACE IN 2014

Number of enterprises\* in manufacturing: 157\*\*

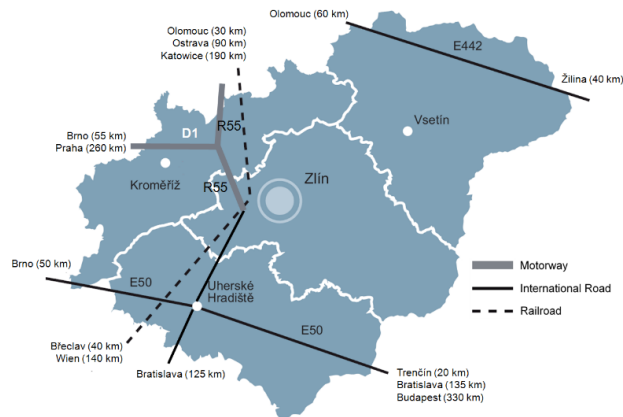


\*with 100+ employees

\*\*a lot of companies have its headquarters located in Prague, yet having production facility in other region

Source: Czech Statistical Office, 2016

## TRANSPORT INFRASTRUCTURE



Source: CzechInvest, 2016

## TOP 20 COMPANIES IN MANUFACTURING INDUSTRY (RANKED BY TURNOVER (mil./EUR))

| Company                         | Location             | Sector   | Turnover | Employees     |
|---------------------------------|----------------------|--|----------|---------------|
| Continental Barum               | Otrokovice           | Man. of rubber tyres and tubes                         | 2,679    | 3,000 – 3,999 |
| Continental HT Tyres            | Otrokovice           | Man. of rubber tyres and tubes                         | 636      | 500 – 999     |
| Continental vyr. pneumatik      | Otrokovice           | Man. of rubber tyres and tubes                         | 522      | 250 – 499     |
| Deza                            | Valasske Mezirici    | Man. of other organic basic chemicals                  | 392      | 1,000 – 1,499 |
| Hame                            | Kunovice             | Production of meat and poultry meat products           | 192      | 500 - 999     |
| Ceska zbrojovka                 | Uhersky Brod         | Man. of weapons and ammunition                         | 147      | 1,500 – 1,999 |
| Fatra                           | Napajedla            | Man. of plastic plates, sheets, tubes and profiles     | 143      | 1,000 – 1,499 |
| Lukrom                          | Lipa                 | Man. of prepared feeds for farm animals                | 127      | 250 - 499     |
| Woco                            | Vsetin               | Man. of other parts and accessories for motor vehicles | 117      | 500 - 999     |
| CS Cabot                        | Valasske Mezirici    | Man. of other inorganic basic chemicals                | 108      | 100 - 199     |
| Indet Safety Systems            | Vsetin               | Man. of explosives                                     | 107      | 500 - 999     |
| ON Semiconductor Czech Republic | Roznov pod Radhostem | Man. of electronic components                          | 106      | 1,000 – 1,499 |
| MP Krasno                       | Valasske Mezirici    | Production of meat and poultry meat products           | 85       | 1,000 – 1,499 |
| Slovakce strojirny              | Uhersky Brod         | Man. of lifting and handling equipment                 | 82       | 1,000 – 1,499 |
| Aircraft Industries             | Kunovice             | Man. of air and spacecraft and related machinery       | 74       | 1,000 – 1,499 |
| Greiner packaging Slusovice     | Slusovice            | Man. of plastic packing goods                          | 70       | 250 - 499     |
| Saker                           | Kromeriz             | Aluminium production                                   | 70       | 100 - 199     |
| TES Vsetin                      | Vsetin               | Man. of electric motors, generators and transformers   | 67       | 500 - 999     |
| Robe lighting                   | Roznov pod Radhostem | Man. of electric lighting equipment                    | 66       | 250 - 499     |
| Tajmac-ZPS                      | Zlin                 | Man. of metal forming machinery                        | 61       | 500 - 999     |

Source: Bisnode, Company Monitor, 2016