

BASIC

Capital	Jihlava
Population of capital city (2016)	50,714
Total population – region (2016)	509,475
Labour force – region (2015)	248,568
Population density	75.0

Source: Czech Statistical Office, 2016

GDP IN REGION 2014

	Total (mil.EUR)	Per capita (EUR)
Vysocina	6,205	12,167
Share of GDP of CR	4 %	
Regional GDP per capita, EU 28 = 100	70	

Source: Czech Statistical Office, 2016

FOREIGN DIRECT INVESTMENT 2014

Region	EUR mil.
Vysocina	1,881.6
Czech Republic Total	100,075.8

Source: Czech National Bank, 2016

EMPLOYMENT BY SELECTED SECTORS 2015

CZ-NACE code	Empl.
Mining and quarrying	1,256
Manufacturing	82,665
Electricity, gas, steam and air condit. supply	1,894
Construction	20,193
Information and communication	2,626
Financial and insurance activities	3,431
TOTAL	236,819

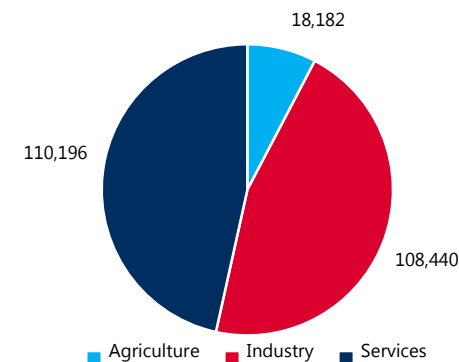
Source: Czech Statistical Office, 2016

AVERAGE UNEMPLOYMENT RATE

Region	2015	April 2016
Vysocina	6.2	5.3
Czech Republic	6.5	5.7

Source: Ministry of Labour and Social Affairs, 2016

EMPLOYMENT BY OCCUPATION IN 2015



Source: Czech Statistical Office, 2016

EDUCATION 2015/2016

Vysocina Region	Schools	Students	Graduates
Training centre	29	4,938	1,404
Secondary specialized school	40	10,750	2,346
Higher professional school	13	1,445	326
University	2	2,292	501

Source: Ministry of Education, Youth and Sport, 2016

LANGUAGE SKILLS IN THE POPULATION (in %)

Vysocina Region	Language skill – all levels
English	37.7
German	37.7
Russian	38.7

Note: All levels – fluent, active, passive

Source: STEM, June 2014

GROSS MONTHLY WAGES (MEDIAN) FOR SELECTED POSITIONS 2015 (EUR)

Position	Region	Czech Republic
Manufacturing managers in manufacturing	2,025	1,929
Mechanical engineers	1,559	1,570
Electrical engineers	2,175	1,559
Accountants	1,278	1,361
Economists	NA	1,511
Electrical engineering technicians	1,280	1,228
Mechanical engineering technicians	1,100	1,111
Secretaries	NA	766
Toolmakers and related workers	895	845
Mechanical machinery assemblers	1,004	849
Electrical and electronic equipment assemblers	788	712
Manufacturing labourers	582	631

Source: Ministry of Labour and Social Affairs, 2016

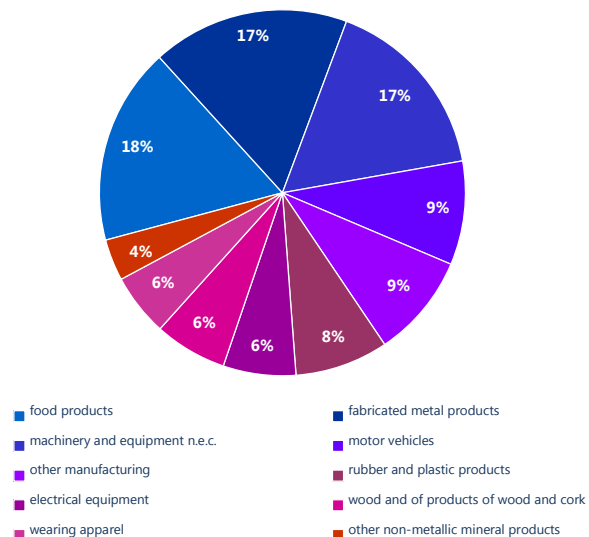
TRAVEL DISTANCES

From	To Prague Airport	To Brno Airport
Jihlava	149 km	93 km
Havlíkův Brod	140 km	111 km
Zdar nad Sazavou	177 km	88 km
Třebíč	183 km	75 km

Source: Google Route Planner, 2016

TOP 10 INDUSTRIES BY CZ-NACE IN 2014

Number of enterprises* in manufacturing: 129**

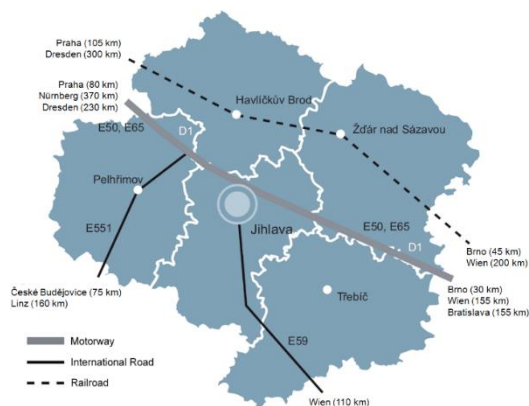


*with 100+ employees

**a lot of companies have its headquarters located in Prague, yet having production facility in other region

Source: Czech Statistical Office, 2016

TRANSPORT INFRASTRUCTURE



Source: CzechInvest, 2016

TOP 20 COMPANIES IN MANUFACTURING INDUSTRY (RANKED BY TURNOVER (mil./EUR))

Company	Location	Sector	Turnover	Employees
Bosch Diesel	Jihlava	Man. of other parts for motor vehicles	819	4,000 – 4,999
Automotive Lighting	Jihlava	Man. of electric lighting equipment	533	2,000 – 2,499
Kronospan CR	Jihlava	Man. of veneer sheets and wood-based panels	243	250 - 499
Stora Enso Wood Products	Zdirec nad Doubravou	Sawmilling and planing of wood	229	250 - 499
Valeo Compressor Europe	Humpolec	Man. of other pumps and compressors	198	500 - 999
Kostelecke uzeniny	Kostelec	Production of meat and poultry meat products	191	1,500 – 1,999
Agrostroj Pelhřimov	Pelhřimov	Man. of agricultural and forestry machinery	178	1,500 – 1,999
Mann + Hummel	Nova Ves	Man. of other general-purpose machinery n.e.c.	174	500 - 999
Cooper-Standard Automotive	Zdar nad Sazavou	Man. of other parts for motor vehicles	175	500 - 999
ITW Pronovia	Velka Bites	Man. of other plastic products	170	1,000 – 1,499
Futaba Czech	Havlíkův Brod	Man. of other parts for motor vehicles	170	500 – 999
ZZN Pelhřimov	Pelhřimov	Man. of prepared feeds for farm animals	151	200 – 249
Draka Kabely	Velke Mezirici	Man. of other electr. and electric wires and cables	135	250 – 499
Kronospan OSB	Jihlava	Man. of veneer sheets and wood-based panels	132	50 – 99
IMI International	Humpolec	Man. of other taps and valves	118	500 – 999
Zdas	Zdar nad Sazavou	Man. of basic iron and steel and of ferro-alloys	117	2,000 – 2,499
Edscha Automotive	Kamenice nad Lipou	Man. of other parts for motor vehicles	92	500 - 999
OT Energy Services	Třebíč	Repair of machinery	91	1,000 – 1,499
Drevozpracujici druzstvo	Lukavec	Man. of veneer sheets and wood-based panels	77	500 - 999
CEZ Energoservis	Třebíč	Repair of machinery	72	250 - 499

Source: Bisnode, Company Monitor, 2016