

## BASIC

<b>Capital</b>	Usti nad Labem
<b>Population of capital city (2016)</b>	93,248
<b>Total population – region (2016)</b>	822,826
<b>Labour force – region (2015)</b>	396,084
<b>Population density</b>	154.2

Source: Czech Statistical Office, 2016

## GDP IN REGION 2014

	Total (mil.EUR)	Per capita (EUR)
<b>Usti</b>	9,274	11,244
<b>Share of GDP of CR</b>	6 %	
<b>Regional GDP per capita, EU 28 = 100</b>	64.7 %	

Source: Czech Statistical Office, 2016

## FOREIGN DIRECT INVESTMENT 2014

Region	EUR mil.
<b>Usti</b>	2,980.4
<b>Czech Republic Total</b>	100,075.8

Source: Czech National Bank, 2016

## EMPLOYMENT BY SELECTED SECTORS 2015

CZ-NACE code	Empl.
<b>Mining and quarrying</b>	7,253
<b>Manufacturing</b>	91,305
<b>Electricity, gas, steam and air condit. supply</b>	6,643
<b>Construction</b>	31,779
<b>Information and communication</b>	5,998
<b>Financial and insurance activities</b>	7,741
<b>TOTAL</b>	366,025

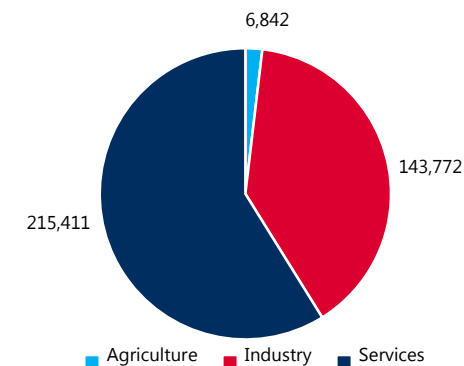
Source: Czech Statistical Office, 2016

## AVERAGE UNEMPLOYMENT RATE

Region	2015	April 2016
<b>Usti</b>	9.6	8.8
<b>Czech Republic</b>	6.5	5.7

Source: Ministry of Labour and Social Affairs, 2016

## EMPLOYMENT BY OCCUPATION IN 2015



Source: Czech Statistical Office, 2016

## EDUCATION 2015/2016

Usti Region	Schools	Students	Graduates
<b>Training centre</b>	42	8,745	1,816
<b>Secondary specialized school</b>	55	16,419	2,616
<b>Higher professional school</b>	9	2,302	460
<b>University</b>	1	8,701	1,744

Source: Ministry of Education, Youth and Sport, 2016

## LANGUAGE SKILLS IN THE POPULATION (in %)

Usti Region	Language skill – all levels
<b>English</b>	44.6
<b>German</b>	43.6
<b>Russian</b>	37.4

Note: All levels – fluent, active, passive

Source: STEM, June 2014

## GROSS MONTHLY WAGES (MEDIAN) FOR SELECTED POSITIONS 2015 (EUR)

Position	Region	Czech Republic
<b>Manufacturing managers in manufacturing</b>	1,917	1,929
<b>Mechanical engineers</b>	1,661	1,570
<b>Electrical engineers</b>	NA	1,559
<b>Accountants</b>	1,300	1,361
<b>Economists</b>	NA	1,511
<b>Electrical engineering technicians</b>	NA	1,228
<b>Mechanical engineering technicians</b>	1,049	1,111
<b>Secretaries</b>	660	766
<b>Toolmakers and related workers</b>	867	845
<b>Mechanical machinery assemblers</b>	790	849
<b>Electrical and electronic equipment assemblers</b>	NA	712
<b>Manufacturing labourers</b>	NA	631

Source: Ministry of Labour and Social Affairs, 2016

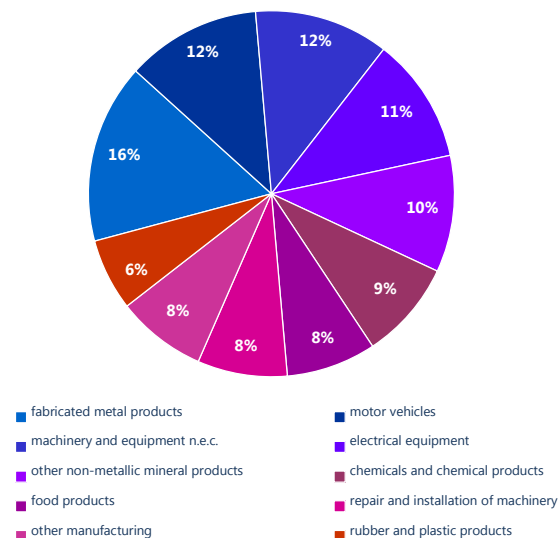
## TRAVEL DISTANCES

From	To Prague Airport
<b>Usti nad Labem</b>	90 km
<b>Decin</b>	105 km
<b>Chomutov</b>	80 km
<b>Teplice</b>	87 km

Source: Google Route Planner, 2016

## TOP 10 INDUSTRIES BY CZ-NACE IN 2014

Number of enterprises\* in manufacturing: 145\*\*

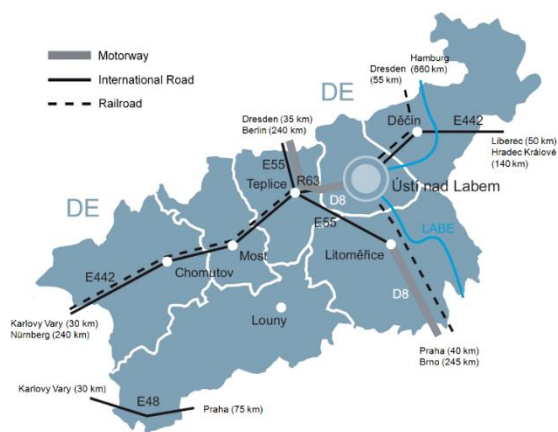


\*with 100+ employees

\*\*a lot of companies have its headquarters located in Prague, yet having production facility in other region

Source: Czech Statistical Office, 2016

## TRANSPORT INFRASTRUCTURE



Source: CzechInvest, 2016

## TOP 20 COMPANIES IN MANUFACTURING INDUSTRY (RANKED BY TURNOVER (mil./EUR))

Company	Location	Sector	Turnover	Employees
<b>Unipetrol</b>	Litvinov	Man. of plastics in primary forms	4,163	1,500 – 1,999
<b>Mondi Steti</b>	Steti	Man. of paper and paperboard	367	500 – 999
<b>Preol</b>	Lovosice	Man. of oils and fats	350	100 – 199
<b>Ceska Rafinerska</b>	Litvinov	Man. of refined petroleum products	284	500 – 999
<b>Pierburg</b>	Usti n.L.	Man. of other parts for motor vehicles	269	250 – 499
<b>AGC Flat Glass</b>	Teplice	Man. of flat glass	240	1,000 – 1,499
<b>Magna Automotive</b>	Chomutov	Man. of other parts for motor vehicles	236	1,000 – 1,499
<b>Lovochemie</b>	Lovosice	Man. of fertilisers and nitrogen compounds	215	500 – 999
<b>Constellium Extrusions Decin</b>	Decin	Aluminium production	211	500 – 999
<b>Sandvik Chomutov Precision Tubes</b>	Chomutov	Man. of tubes, pipes, hollow profiles and related fittings, of steel	206	500 – 999
<b>Benteler Automotive</b>	Rumburk	Man. of other parts for motor vehicles	195	500 – 999
<b>AGC Automotive</b>	Bilina	Shaping and processing of flat glass	187	2,500 – 2,999
<b>SPOLCHEMIE</b>	Usti nad Labem	Man. of plastics in primary forms	171	500 - 999
<b>Trcz</b>	Lovosice	Man. of wiring devices	156	500 - 999
<b>Toyota Gosei</b>	Klasterec nad Ohri	Man. of other parts for motor vehicles	142	500 - 999
<b>Koito Czech</b>	Zatec	Man. of electric lighting equipment	134	500 - 999
<b>FTE automotive Czechia</b>	Podborany	Man. of other parts for motor vehicles	103	500 - 999
<b>KS Kolbenschmidt</b>	Trmice	Man. of other parts for motor vehicles	95	500 - 999
<b>Auto-Kabel</b>	Krupka	Man. of electrical and electronic equipment for motor vehicles	91	500 - 999
<b>Aperam Stainless Services &amp; Solutions Tubes</b>	Usti n.L.	Man. of tubes, pipes, hollow profiles and related fittings, of steel	84	200 - 249

Source: Bisnode, Company Monitor, 2016