



BASIC

Capital	Ceske Budejovice
Population of capital city (2016)	93,513
Total population – region (2016)	637,834
Labour force – region (2015)	317,700
Population density	63.4

Source: Czech Statistical Office, 2016

GDP IN REGION 2014

	Total (mil.EUR)	Per capita (EUR)
South Bohemia	7,954	12,488
Share of GDP of CR	5.1 %	
Regional GDP per capita, EU 28 = 100	72 %	

Source: Czech Statistical Office, 2016

FOREIGN DIRECT INVESTMENT 2014

Region	EUR mil.
South Bohemia	3,294.6
Czech Republic Total	100,075.8

Source: Czech National Bank, 2016

EMPLOYMENT BY SELECTED SECTORS 2015

CZ-NACE code	Empl.
Mining and quarrying	919
Manufacturing	88,329
Electricity, gas, steam and air condit. supply	5,343
Construction	26,298
Information and communication	4,987
Financial and insurance activities	5,419
TOTAL	303,408

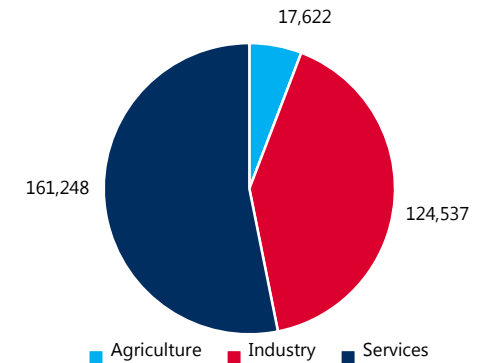
Source: Czech Statistical Office, 2016

AVERAGE UNEMPLOYMENT RATE

Region	2015	April 2016
South Bohemia	5.7	4.4
Czech Republic	6.5	5.7

Source: Ministry of Labour and Social Affairs, 2016

EMPLOYMENT BY OCCUPATION IN 2015



Source: Czech Statistical Office, 2016

EDUCATION 2015/2016

South Bohemia Region	Schools	Students	Graduates
Training centre	36	6,141	1,590
Secondary specialized school	55	13,557	2,560
Higher professional school	17	1,764	352
University	4	15,006	3,485

Source: Ministry of Education, Youth and Sport, 2016

LANGUAGE SKILLS IN THE POPULATION (in %)

South Bohemia Region	Language skill – all levels
English	53.9
German	47.5
Russian	39.6

Note: All levels – fluent, active, passive

Source: STEM, June 2014

GROSS MONTHLY WAGES (MEDIAN) FOR SELECTED POSITIONS 2015 (EUR)

Position	Region	CR
Manufacturing managers in manufacturing	2,057	1,929
Mechanical engineers	NA	1,570
Electrical engineers	2,017	1,559
Accountants	1,074	1,361
Economists	1,361	1,511
Electrical engineering technicians	NA	1,228
Mechanical engineering technicians	1,166	1,111
Secretaries	NA	766
Toolmakers and related workers	853	845
Mechanical machinery assemblers	949	849
Electrical and electronic equipment assemblers	679	712
Manufacturing labourers	559	631

Source: Ministry of Labour and Social Affairs, 2016

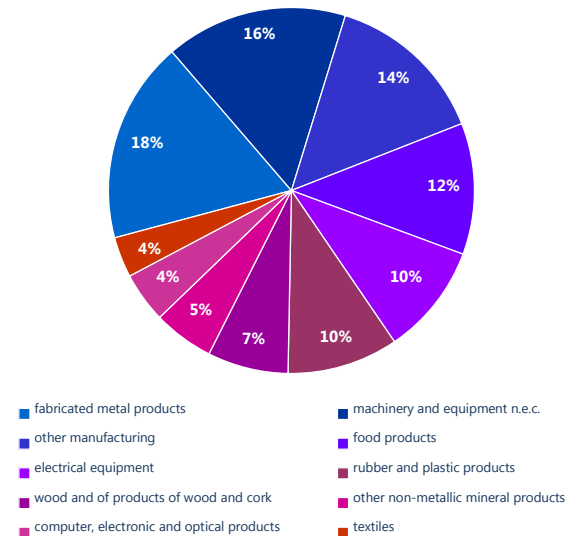
TRAVEL DISTANCES

From	To Prague Airport
Ceske Budejovice	165 km
Tabor	114 km
Jindrichuv Hradec	157 km
Pisek	116 km

Source: Google Route Planner, 2016

TOP 10 INDUSTRIES BY CZ-NACE IN 2014

Number of enterprises* in manufacturing: 145**

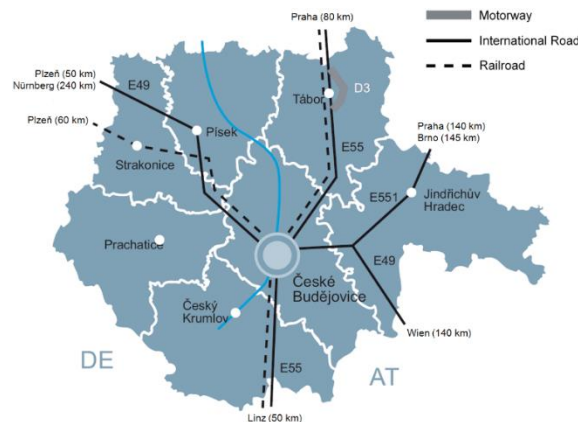


*with 100+ employees

**a lot of companies have its headquarters located in Prague, yet having production facility in other region

Source: Czech Statistical Office, 2016

TRANSPORT INFRASTRUCTURE



Source: Czechinvest, 2016

TOP 20 COMPANIES IN MANUFACTURING INDUSTRY (RANKED BY TURNOVER (mil./EUR))

Company	Location	Sector	Turnover	Employees
Robert Bosch	Ceske Budejovice	Man. of other parts for motor vehicles	559	3000 - 3999
Faurecia Automotive Czech Republic	Pisek	Man. of other parts for motor vehicles	492	500 - 999
Madeta	Ceske Budejovice	Operation of dairies and cheese making	235	1500 - 1999
Viscofan CZ	Ceske Budejovice	Man. of plastic plates, sheets, tubes and profiles	227	500 - 999
Dura Automotive	Blatna	Man. of other parts for motor vehicles	222	1500 - 1999
Silon	Plana nad Luznici	Man. of plastics in primary forms	210	500 - 999
Vodnanska drubez	Vodnany	Processing and preserving of poultry meat	184	1500 - 1999
THK Rhythm Automotive Czech	Dacice	Man. of other parts for motor vehicles	164	500 - 999
Linde Pohony	Cesky Krumlov	Man. of other parts for motor vehicles	149	250 - 499
Schneider Electric	Pisek	Man. of electricity distribution and control apparatus	135	250 - 499
s. n. o. p. cz	Pisek	Machining	120	500 - 999
Magna Cartech Budejovicky	Ceske Velenice	Forging, pressing, stamping and roll-forming of metal	98	500 - 999
Budvar	Ceske Budejovice	Man. of beer	96	500 - 999
Engel strojirenska	Kaplice	Man. of electricity distribution and control apparatus	93	500 - 999
Interplex Precision Engineering CR	Pisek	Machining	93	500 - 999
Faurecia Components	Pisek	Man. of other parts for motor vehicles	89	250 - 499
Aisin Europe Manufacturing CR	Pisek	Man. of other pumps and compressors	85	500 - 999
Kovosvit MAS	Sezimovo Usti	Man. of metal forming machinery	85	500 - 999
Groz-Beckert Czech	Ceske Budejovice	Man. of machinery for textile, apparel and leather	76	1000 - 1499
Johnson Controls	Strakonice	Weaving of textiles	74	250 - 499

Source: Bisnode, Company Monitor, 2016