

BASIC

Capital	Prague
Population of capital city (2016)	1,267,449
Total population – region (2016)	1,267,449
Labour force – region (2015)	668,421
Population density	2,555

Source: Czech Statistical Office, 2016

GDP IN REGION 2014

	Total (mil.EUR)	Per capita (EUR)
Prague	37,677	30,116
Share of GDP of CR	24.4%	
Regional GDP per capita, EU 28 = 100	173.4 %	

Source: Czech Statistical Office, 2016

FOREIGN DIRECT INVESTMENT 2014

Region	EUR mil.
Prague	54,536.2
Czech Republic Total	100,075.8

Source: Czech National Bank, 2016

EMPLOYMENT BY SELECTED SECTORS 2015

CZ-NACE code	Empl.
Mining and quarrying	-
Manufacturing	59,445
Electricity, gas, steam and air condit. supply	4,161
Construction	52,001
Information and communication	50,914
Financial and insurance activities	37,299
TOTAL	649,648

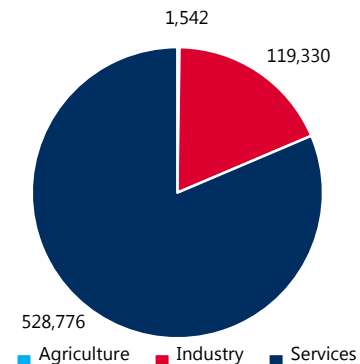
Source: Czech Statistical Office, 2016

AVERAGE UNEMPLOYMENT RATE

Region	2015	April 2016
Prague	4.6	4.0
Czech Republic	6.5	5.7

Source: Ministry of Labour and Social Affairs, 2016

EMPLOYMENT BY OCCUPATION IN 2015



Source: Czech Statistical Office, 2016

EDUCATION 2015/2016

Prague Region	Schools	Students	Graduates
Training centre	40	7,819	1,973
Secondary specialized school	108	29,800	5,299
Higher professional school	38	6,281	1,248
University	33	136,176	33,504

Source: Ministry of Education, Youth and Sport, 2016

LANGUAGE SKILLS IN THE POPULATION (in %)

Prague Region	Language skill – all levels
English	68.3
German	41.1
Russian	40.2

Note: All levels – fluent, active, passive

Source: STEM, June 2014

GROSS MONTHLY WAGES (MEDIAN) FOR SELECTED POSITIONS 2015 (EUR)

Position	Region	Czech Republic
Manufacturing managers in manufacturing	2,337	1,929
Mechanical engineers	1,578	1,570
Electrical engineers	1,801	1,559
Accountants	1,737	1,361
Economists	1,707	1,511
Electrical engineering technicians	1,239	1,228
Mechanical engineering technicians	1,233	1,111
Secretaries	850	766
Toolmakers and related workers	818	845
Mechanical machinery assemblers	698	849
Electrical and electronic equipment assemblers	872	712
Manufacturing labourers	600	631

Source: Ministry of Labour and Social Affairs, 2016

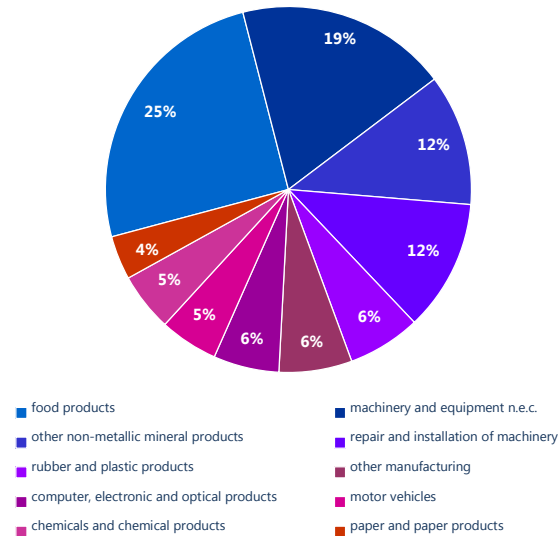
TRAVEL DISTANCES

From	To Prague Airport
Prague-City Center	18 km

Source: Google Route Planner, 2016

TOP 10 INDUSTRIES BY CZ-NACE IN 2014

Number of enterprises* in manufacturing: 223**

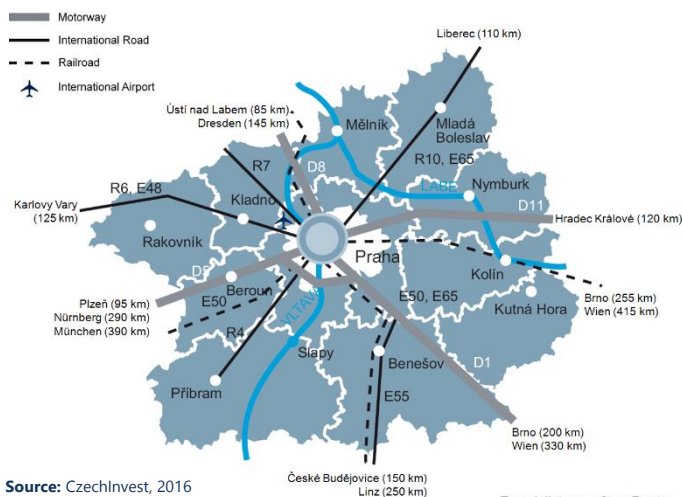


*with 100+ employees

**a lot of companies have its headquarters located in Prague, yet having production facility in other region

Source: Czech Statistical Office, 2016

TRANSPORT INFRASTRUCTURE



Source: Czechinvest, 2016

Travel distances from Prague

TOP 20 COMPANIES IN MANUFACTURING INDUSTRY (RANKED BY TURNOVER (mil./EUR))

Company	Location	Sector	Turnover	Employees
Siemens	Praha 13	Man. of electric motors, generators and transformers	1,290	5,000 – 9,999
ABB	Praha 4	Man. of electricity distribution and control apparatus	513	3,000 – 3,999
Hill's Pet Nutrition Manufacturing	Praha 8	Man. of prepared pet foods	512	100 - 199
Nestle Cesko	Praha 12	Cocoa, and sugar confectionery	410	2,000 – 2,499
Mitas	Praha 10	Man. of rubber tyres and tubes	373	2,500 – 2,999
Glencore Grain Czech	Praha 4	Man. of oils and fats	319	20 - 24
Coca-Cola HBC CR	Praha 14	Man. of soft drinks; production of mineral waters	220	1,000 – 1,499
Linde Gas	Praha 14	Man. of industrial gases	211	500 - 999
Mlekarna Pragolaktos	Praha 14	Operation of dairies and cheese making	204	100 - 199
Zentiva	Praha	Pharmaceutical preparations	201	500 - 999
Eaton Elektrotechnika	Praha 20	Man. of electricity distribution and control apparatus	186	1,000 – 1,499
Halla Visteon Autopal	Praha 1	Man. of other parts and accessories for motor vehicles	162	1,000 – 1,499
Prakab Prazska Kabelovna	Praha 15	Man. of other electronic and electric wires and cables	151	250 - 499
Saint-Gobain Construction Products CZ	Praha 10	Man. of mortars	149	500 - 999
Opavia - LU	Praha 8	Man. of rusks and biscuits	136	50 - 99
Honeywell	Praha 11	Installation of industrial machinery and equipment	132	2,000 – 2,499
Latecoere Czech Republic	Praha 18	Man. of air and spacecraft and related machinery	103	500 - 999
Danone	Praha 3	Operation of dairies and cheese making	93	100 - 199
PRO.MED.CS Praha	Praha 4	Pharmaceutical preparations	91	250 - 499
K Trade Consult	Praha 9	Man. of pumps and compress.	87	N/A

Source: Bisnode, Company Monitor, 2016