

BASIC

Capital	Olomouc
Population of capital city (2016)	100,154
Total population – region (2016)	634,718
Labour force – region (2015)	307,799
Population density	120.5

Source: Czech Statistical Office, 2016

GDP IN REGION 2014

	Total (mil.EUR)	Per capita (EUR)
Olomouc	7,266	11,422
Share of GDP of CR	4.7 %	
Regional GDP per capita, EU 28 = 100	66	

Source: Czech Statistical Office, 2016

FOREIGN DIRECT INVESTMENT 2014

Region	EUR mil.
Olomouc	1,426.6
Czech Republic Total	100,075.8

Source: Czech National Bank, 2016

EMPLOYMENT BY SELECTED SECTORS 2015

CZ-NACE code	Empl.
Mining and quarrying	565
Manufacturing	93,138
Electricity, gas, steam and air condit. supply	3,743
Construction	21,256
Information and communication	4,177
Financial and insurance activities	4,972
TOTAL	289,572

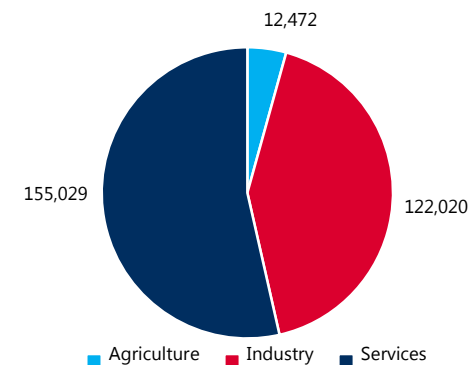
Source: Czech Statistical Office, 2016

AVERAGE UNEMPLOYMENT RATE

Region	2015	April 2016
Olomouc	7.4	6.2
Czech Republic	6.5	5.7

Source: Ministry of Labour and Social Affairs, 2016

EMPLOYMENT BY OCCUPATION IN 2015



Source: Czech Statistical Office, 2016

EDUCATION 2015/2016

Olomouc Region	Schools	Students	Graduates
Training centre	40	6,215	1,548
Secondary specialized school	59	12,774	2,580
Higher professional school	8	1,364	320
University	3	21,975	4,774

Source: Ministry of Education, Youth and Sport, 2016

LANGUAGE SKILLS IN THE POPULATION (in %)

Olomouc Region	Language skill – all levels
English	60.8
German	42.3
Russian	41.6

Note: All levels – fluent, active, passive

Source: STEM, June 2014

GROSS MONTHLY WAGES (MEDIAN) FOR SELECTED POSITIONS 2015 (EUR)

Position	Region	Czech Republic
Manufacturing managers in manufacturing	1,660	1,929
Mechanical engineers	NA	1,570
Electrical engineers	1,566	1,559
Accountants	1,237	1,361
Economists	NA	1,511
Electrical engineering technicians	NA	1,228
Mechanical engineering technicians	1,028	1,111
Secretaries	812	766
Toolmakers and related workers	819	845
Mechanical machinery assemblers	NA	849
Electrical and electronic equipment assemblers	814	712
Manufacturing labourers	641	631

Source: Ministry of Labour and Social Affairs, 2016

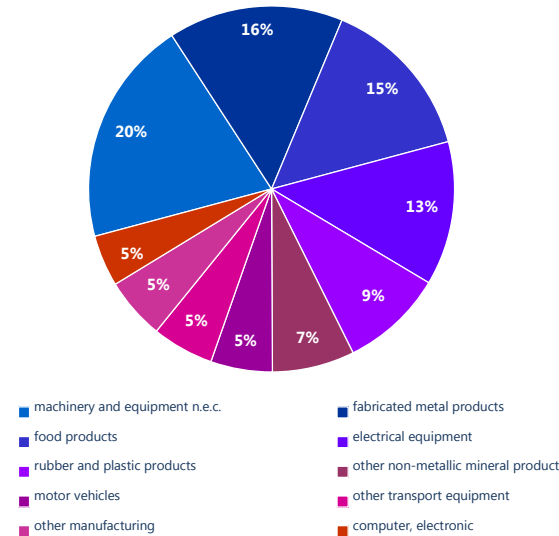
TRAVEL DISTANCES

From	To Prague Airport	To Brno Airport
Olomouc	302 km	75 km
Prostejov	284 km	57 km
Prerov	309 km	82 km
Sumperk	252 km	130 km

Source: Google Route Planner, 2016

TOP 10 INDUSTRIES BY CZ-NACE IN 2014

Number of enterprises* in manufacturing: 146**

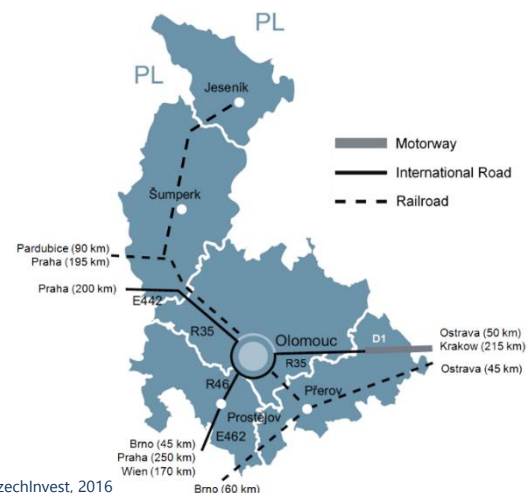


*with 100+ employees

**a lot of companies have its headquarters located in Prague, yet having production facility in other region

Source: Czech Statistical Office, 2016

TRANSPORT INFRASTRUCTURE



Source: CzechInvest, 2016

TOP 20 COMPANIES IN MANUFACTURING INDUSTRY (RANKED BY TURNOVER (mil./EUR))

Company	Location	Sector	Turnover	Employees
Hella Autotechnik Nova	Mohelnice	Man. of electric lighting equipment	512	2,000 – 2,499
Sladovny Soufflet CR	Prostejov	Man. of malt	257	100 - 199
Miele technika	Unicov	Man. of electric domestic appliances	243	1,000 – 1,499
Edwards	Lutin	Man. of other pumps and compressors	177	250 - 499
SSI Schäfer	Hranice	Man. of metal parts	142	1,000 – 1,499
Olma	Olomouc	Operation of dairies and cheese making	133	250 – 499
OP papirna	Olsany	Man. of paper and paperboard	119	250 – 499
Precheza	Prerov	Man. of dyes and pigments	116	500 – 999
Unex	Unicov	Man. of machinery for mining, quarrying and construction	112	1,000 – 1,499
M.L.S. Holice	Olomouc	Man. of electric motors, generators and transformers	112	500 - 999
MJM Litovel	Litovel	Man. of prepared feeds for farm animals	109	100 - 199
Meopta - optika	Prerov	Man. of optical instruments and photographic equipment	82	2,000 – 2,499
Pramet Tools	Sumperk	Man. of tools	79	500 - 999
Orrero	Litovel	Operation of dairies and cheese making	76	250 - 499
Mora Moravia	Hlubocky	Man. of non-electric domestic appliances	74	500 - 999
Makovec	Prostejov	Processing and preserving of meat	69	500 - 999
Epcos	Sumperk	Man. of el. motors, generators and transformers	62	500 - 999
Cement Hranice	Hranice	Man. of cement	61	100 - 199
Toray Textiles Central Europe	Prostejov	Weaving of textiles	58	250 - 499
John Crane Sigma	Lutin	Man. of other pumps and compressors	56	500 - 999

Source: Bisnode, Company Monitor, 2016