

## BASIC

<b>Capital</b>	Liberec
<b>Population of capital city (2016)</b>	103,288
<b>Total population – region (2016)</b>	439,639
<b>Labour force – region (2015)</b>	216,406
<b>Population density</b>	139.0

Source: Czech Statistical Office, 2016

## GDP IN REGION 2014

	Total (mil.EUR)	Per capita (EUR)
<b>Liberec</b>	5,024	11,449
<b>Share of GDP of CR</b>	3.3 %	
<b>Regional GDP per capita, EU 28 = 100</b>	66 %	

Source: Czech Statistical Office, 2016

## FOREIGN DIRECT INVESTMENT 2014

Region	EUR mil.
<b>Liberec</b>	2,138.7
<b>Czech Republic Total</b>	100,075.8

Source: Czech National Bank, 2016

## EMPLOYMENT BY SELECTED SECTORS 2015

CZ-NACE code	Empl.
<b>Mining and quarrying</b>	1,527
<b>Manufacturing</b>	78,733
<b>Electricity, gas, steam and air condit. supply</b>	0,553
<b>Construction</b>	13,710
<b>Information and communication</b>	3,572
<b>Financial and insurance activities</b>	3,505
<b>TOTAL</b>	205,011

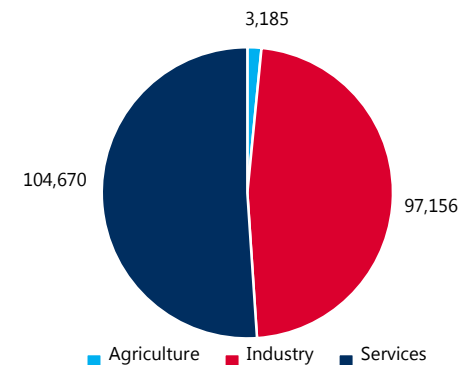
Source: Czech Statistical Office, 2016

## AVERAGE UNEMPLOYMENT RATE

Region	2015	April 2016
<b>Liberec</b>	6.8	5.9
<b>Czech Republic</b>	6.5	5.7

Source: Ministry of Labour and Social Affairs, 2016

## EMPLOYMENT BY OCCUPATION IN 2015



Source: Czech Statistical Office, 2016

## EDUCATION 2015/2016

Liberec Region	Schools	Students	Graduates
<b>Training centre</b>	17	4,103	978
<b>Secondary specialized school</b>	36	7,707	1,302
<b>Higher professional school</b>	5	391	80
<b>University</b>	1	6,618	1,532

Source: Ministry of Education, Youth and Sport, 2016

## LANGUAGE SKILLS IN THE POPULATION (in %)

Liberec Region	Language skill – all levels
<b>English</b>	48.5
<b>German</b>	42.1
<b>Russian</b>	41.7

Note: All levels – fluent, active, passive

Source: STEM, June 2014

## GROSS MONTHLY WAGES (MEDIAN) FOR SELECTED POSITIONS 2015 (EUR)

Position	Region	Czech Republic
<b>Manufacturing managers in manufacturing</b>	1,893	1,929
<b>Mechanical engineers</b>	1,583	1,570
<b>Electrical engineers</b>	NA	1,559
<b>Accountants</b>	1,093	1,361
<b>Economists</b>	NA	1,511
<b>Electrical engineering technicians</b>	NA	1,228
<b>Mechanical engineering technicians</b>	1,102	1,111
<b>Secretaries</b>	NA	766
<b>Toolmakers and related workers</b>	888	845
<b>Mechanical machinery assemblers</b>	887	849
<b>Electrical and electronic equipment assemblers</b>	NA	712
<b>Manufacturing labourers</b>	753	631

Source: Ministry of Labour and Social Affairs, 2016

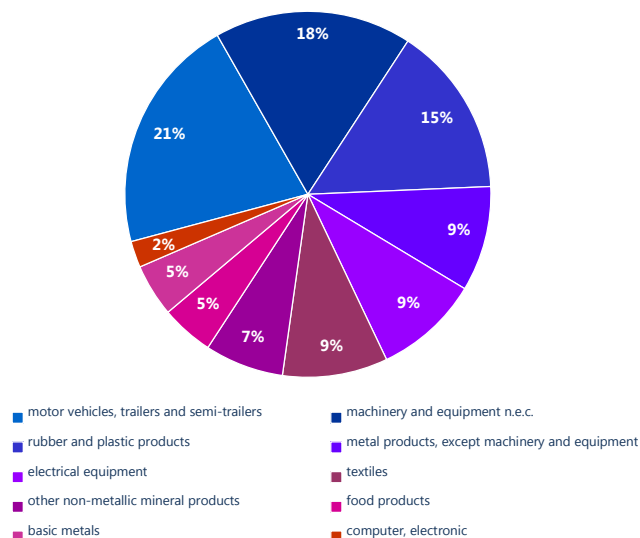
## TRAVEL DISTANCES

From	To Prague Airport
<b>Liberec</b>	130 km
<b>Ceska Lipa</b>	100 km
<b>Jablonec nad Nisou</b>	130 km
<b>Semily</b>	130 km

Source: Google Route Planner, 2016

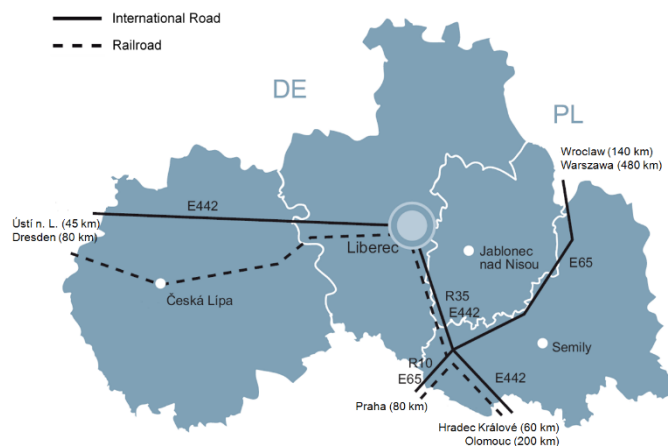
## TOP 10 INDUSTRIES BY CZ-NACE IN 2014

Number of enterprises\* in manufacturing: 100



\*with 100+ employees  
Source: Czech Statistical Office, 2016

## TRANSPORT INFRASTRUCTURE



Source: CzechInvest, 2016

## TOP 20 COMPANIES IN MANUFACTURING INDUSTRY (RANKED BY TURNOVER (mil./EUR))

Company	Location	Sector	Turnover	Employees
<b>Johnson Controls Aut. Souc.</b>	Ceska Lipa	Man. of other parts for motor vehicles	500	4,000 – 4,999
<b>TRW Automotive Czech</b>	Jablonec nad Nisou	Man. of other parts for motor vehicles	462	1,000 – 1,499
<b>Magna Exteriors (Bohemia)</b>	Liberec	Man. of other parts for motor vehicles	458	2,000 – 2,499
<b>Denso Manufacturing</b>	Liberec	Man. of non-domestic cooling and vent. equip.	438	2,000 – 2,499
<b>Benteler CR</b>	Chrastava	Man. of other parts for motor vehicles	405	1,000 – 1,499
<b>Ontex CZ</b>	Turnov	Man. of household and sanitary goods and of toilet requisites	345	500 – 999
<b>Johnson Controls Autobaterie</b>	Ceska Lipa	Man. of batteries and accumulators	319	500 – 999
<b>Fehrer Bohemia</b>	Ceska Lipa	Man. of other parts for motor vehicles	225	1,500 – 1,999
<b>Monroe Czechia</b>	Hodkovice n M	Man. of other parts for motor vehicles	187	1,000 – 1,499
<b>Grupo Antolin Turnov</b>	Turnov	Man. of other parts for motor vehicles	153	500 – 999
<b>Devro</b>	Jilemnice	Man. of plastic plates, sheets, tubes and profiles	126	1,000 – 1,499
<b>Magna Exteriors</b>	Liberec	Man. of other parts for motor vehicles	105	500 – 999
<b>GEA Heat Exchangers</b>	Liberec	Man. of non-domestic cooling and ventilation equipment	87	500 – 999
<b>TI Group Automotive Systems</b>	Jablonec nad Nisou	Man. of other parts for motor vehicles	80	500 – 999
<b>Kamax</b>	Turnov	Man. of fasteners and screw machine products	78	500 – 999
<b>Bombardier Transportation CR</b>	Ceska Lipa	Man. of railway locomot. and rolling stock	77	500 – 999
<b>Grammer Automotive CZ</b>	Ceska Lipa	Man. of other parts for motor vehicles	69	500 – 999
<b>KSM Castings CZ</b>	Hradec n.Nisou	Casting of light metals	65	500 – 999
<b>A.Raymond Jablonec</b>	Jablonec nad Nisou	Man. of other plastic products	63	250 – 499
<b>Sklostroj Turnov CZ</b>	Prepere	Man. of other special-purpose machinery	55	100 – 199

Source: Bisnode, Company Monitor, 2016