

## BASIC

<b>Capital</b>	Karlovy Vary
<b>Population of capital city (2016)</b>	49,326
<b>Total population – region (2016)</b>	297,828
<b>Labour force – region (2015)</b>	154,899
<b>Population density</b>	89.9

Source: Czech Statistical Office, 2016

## GDP IN REGION 2014

	Total (mil.EUR)	Per capita (EUR)
<b>Karlovy Vary</b>	3,016	10,059
<b>Share of GDP of CR</b>	2 %	
<b>Regional GDP per capita, EU 28 = 100</b>	58 %	

Source: Czech Statistical Office, 2016

## FOREIGN DIRECT INVESTMENT 2014

Region	EUR mil.
<b>Karlovy Vary</b>	784.6
<b>Czech Republic Total</b>	100,075.8

Source: Czech National Bank, 2016

## EMPLOYMENT BY SELECTED SECTORS 2015

CZ-NACE code	Empl.
<b>Mining and quarrying</b>	4,744
<b>Manufacturing</b>	39,105
<b>Electricity, gas, steam and air condit. supply</b>	1,694
<b>Construction</b>	10,364
<b>Information and communication</b>	0,808
<b>Financial and insurance activities</b>	1,403
<b>TOTAL</b>	144,341

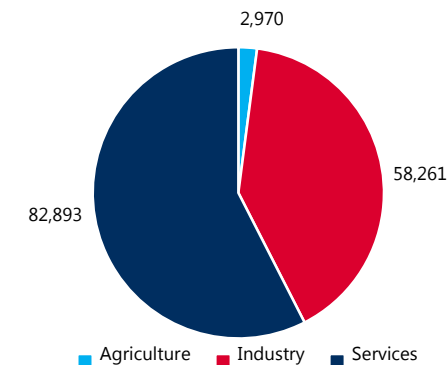
Source: Czech Statistical Office, 2016

## AVERAGE UNEMPLOYMENT RATE

Region	2015	April 2016
<b>Karlovy Vary</b>	7.3	6.5
<b>Czech Republic</b>	6.5	5.7

Source: Ministry of Labour and Social Affairs, 2016

## EMPLOYMENT BY OCCUPATION IN 2015



Source: Czech Statistical Office, 2016

## EDUCATION 2015/2016

Karlovy Vary Region	Schools	Students	Graduates
<b>Training centre</b>	19	2,878	573
<b>Secondary specialized school</b>	26	4,734	845
<b>Higher professional school</b>	4	465	92
<b>University</b>	1	428	104

Source: Ministry of Education, Youth and Sport, 2016

## LANGUAGE SKILLS IN THE POPULATION (in %)

Karlovy Vary Region	Language skill – all levels
<b>English</b>	42.4
<b>German</b>	59.9
<b>Russian</b>	36.5

Note: All levels – fluent, active, passive

Source: STEM, June 2014

## GROSS MONTHLY WAGES (MEDIAN) FOR SELECTED POSITIONS 2015 (EUR)

Position	Region	Czech Republic
Manufacturing managers in manufacturing	NA	1,929
Mechanical engineers	1,462	1,570
Electrical engineers	NA	1,559
Accountants	NA	1,361
Economists	NA	1,511
Electrical engineering technicians	1,185	1,228
Mechanical engineering technicians	NA	1,111
Secretaries	NA	766
Toolmakers and related workers	889	845
Mechanical machinery assemblers	NA	849
Electrical and electronic equipment assemblers	615	712
Manufacturing labourers	NA	631

Source: Ministry of Labour and Social Affairs, 2016

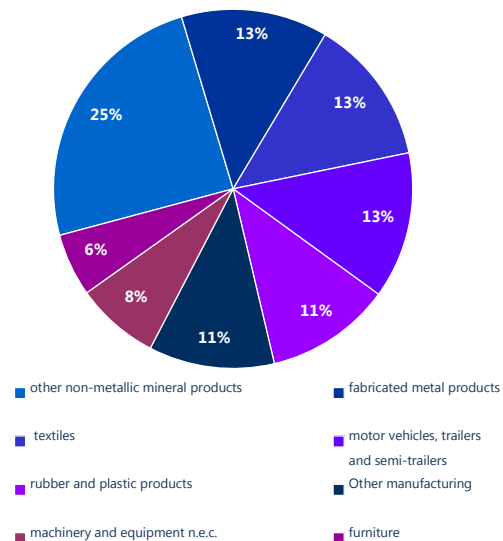
## TRAVEL DISTANCES

From	To Prague Airport
Karlovy Vary	120 km
Cheb	167 km
Sokolov	141 km
Marianske lazne	165 km

Source: Google Route Planner, 2016

## TOP 10 INDUSTRIES BY CZ-NACE IN 2014

Number of enterprises\* in manufacturing: 69\*\*

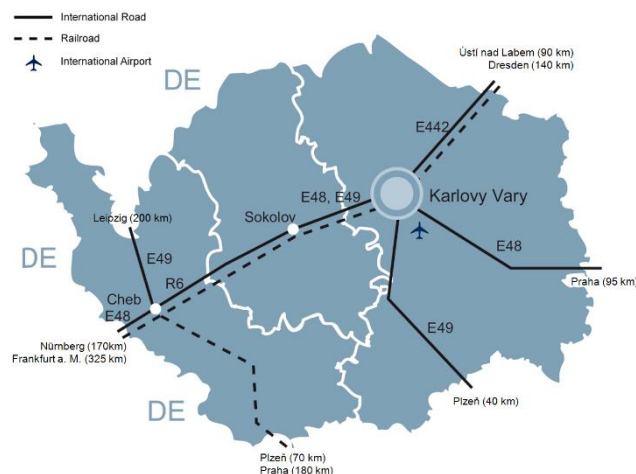


\*with 100+ employees

\*\*a lot of companies have its headquarters located in Prague, yet having production facility in other region

Source: Czech Statistical Office, 2016

## TRANSPORT INFRASTRUCTURE



Source: CzechInvest, 2016

## TOP 20 COMPANIES IN MANUFACTURING INDUSTRY (RANKED BY TURNOVER (mil./EUR))

Company	Location	Sector	Turnover	Employees
Hexion	Sokolov	Man. of other organic basic chemicals	166	250 - 499
Karlovarské minerální vody	Karlovy Vary	Man. of soft drinks; production of mineral waters and other bottled waters	121	250 - 499
Petainer Czech Holdings	As	Man. of plastic packing goods	64	100 - 199
Witte Nejdek	Nejdek	Man. of locks and hinges	55	2,000 - 2,499
KE Ostrov - Elektrik	Ostrov	Man. of electrical and electronic equipment for motor vehicles	53	250 - 499
Jan Becher	Karlovy Vary	Distilling, rectifying and blending of spirits	52	100 - 199
Trelleborg Material & Mixing Lesina	Cheb	Man. of other rubber products	43	100 - 199
Nejdecká cesarna vlny	Nejdek	Preparation and spinning of textile fibres	27	250 - 499
JSP International	Cheb	Man. of plastics in primary forms	25	50 - 99
Vlnap	Nejdek	Textile fibres	22	200 - 249
Car Trim	Kraslice	Man. text. articles	21	100 - 199
Nbhx Trim CZ	Okrouhla	Man. of other parts and accessories for motor vehicles	21	100 - 199
Lias Vintirov	Vintirov	Man. of concrete products	18	100 - 199
Thun 1794	Nova Role	Man. of ceramic household and ornamental articles	17	500 - 999
Pekosa Chodov	Chodov	Man. of bread and pastry goods and cakes	17	500 - 999
Slevarna Heunisch	Krasna	Casting of light metals	16	250 - 499
Karlovarská Korunni	Straz n. Ohri	Man. of soft drinks; Production of mineral waters	15	50 - 99
HF-Czechforge	Cheb	Forging, pressing, stamping of metal	15	100 - 199
Eutit, s.r.o.	Stara Voda	Man. of other non-metallic mineral products n.e.c.	14	200 - 249
Moser, a.s.	Karlovy Vary	Man. of hollow glass	14	250 - 499

Source: Bisnode, Company Monitor, 2016