

BASIC

Capital	Hradec Kralove
Population of capital city (2016)	92,891
Total population – region (2016)	551,421
Labour force – region (2015)	272,611
Population density	115.9

Source: Czech Statistical Office, 2016

GDP IN REGION 2014

	Total (mil.EUR)	Per capita (EUR)
Hradec Kralove	7,135	12,932
Share of GDP of CR	4.6 %	
Regional GDP per capita, EU 28 = 100	74.5 %	

Source: Czech Statistical Office, 2016

FOREIGN DIRECT INVESTMENT 2014

Region	EUR mil.
Hradec Kralove	1,923.8
Czech Republic Total	100,075.8

Source: Czech National Bank, 2016

EMPLOYMENT BY SELECTED SECTORS 2015

CZ-NACE code	Empl.
Mining and quarrying	609
Manufacturing	87,232
Electricity, gas, steam and air condit. supply	1,904
Construction	18,736
Information and communication	5,232
Financial and insurance activities	4,604
TOTAL	259,109

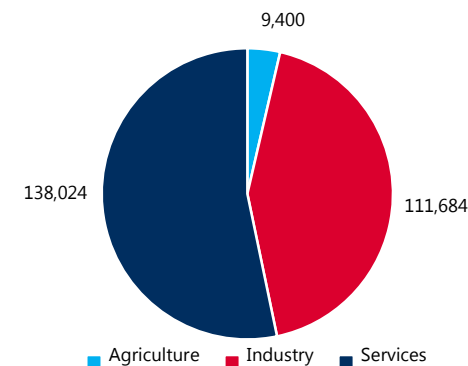
Source: Czech Statistical Office, 2016

AVERAGE UNEMPLOYMENT RATE

Region	2015	April 2016
Hradec Kralove	5.2	4.2
Czech Republic	6.5	5.7

Source: Ministry of Labour and Social Affairs, 2016

EMPLOYMENT BY OCCUPATION IN 2015



Source: Czech Statistical Office, 2016

EDUCATION 2015/2016

Hradec Kralove Region	Schools	Students	Graduates
Training centre	33	5,268	1,491
Secondary specialized school	54	11,836	2,468
Higher professional school	11	940	269
University	1	7,200	1,905

Source: Ministry of Education, Youth and Sport, 2016

LANGUAGE SKILLS IN THE POPULATION (in %)

Hradec Kralove Region	Language skill – all levels
English	56.8
German	41.9
Russian	43.9

Note: All levels – fluent, active, passive

Source: STEM, June 2014

GROSS MONTHLY WAGES (MEDIAN) FOR SELECTED POSITIONS 2015 (EUR)

Position	Region	Czech Republic
Manufacturing managers in manufacturing	1,748	1,929
Mechanical engineers	1,640	1,570
Electrical engineers	NA	1,559
Accountants	1,164	1,361
Economists	1,848	1,511
Electrical engineering technicians	1,263	1,228
Mechanical engineering technicians	1,125	1,111
Secretaries	763	766
Toolmakers and related workers	808	845
Mechanical machinery assemblers	897	849
Electrical and electronic equipment assemblers	NA	712
Manufacturing labourers	635	631

Source: Ministry of Labour and Social Affairs, 2016

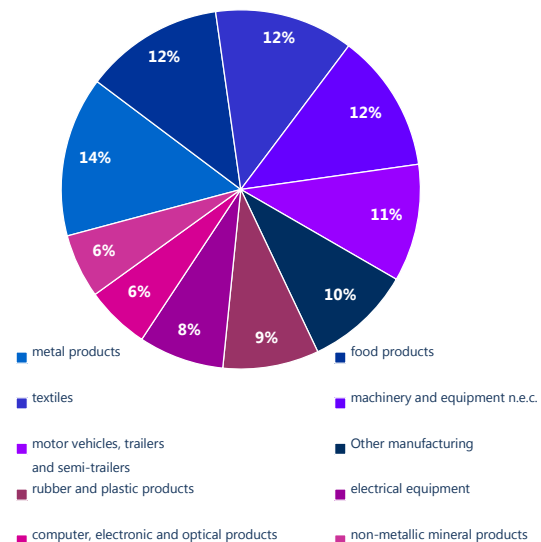
TRAVEL DISTANCES

From	To Prague Airport
Hradec Kralove	140 km
Trutnov	181 km
Nachod	179 km
Jicin	120 km

Source: Google Route Planner, 2016

TOP 10 INDUSTRIES BY CZ-NACE IN 2014

Number of enterprises* in manufacturing: 122**

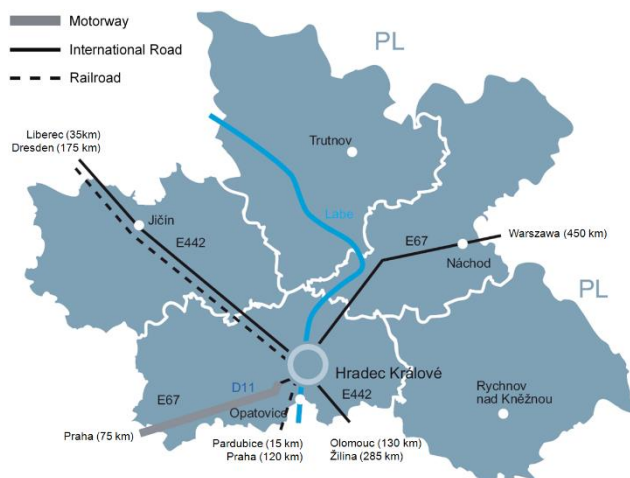


*with 100+ employees

**a lot of companies have its headquarters located in Prague, yet having production facility in other region

Source: Czech Statistical Office, 2016

TRANSPORT INFRASTRUCTURE



Source: CzechInvest, 2016

TOP 20 COMPANIES IN MANUFACTURING INDUSTRY (RANKED BY TURNOVER (mil./EUR))

Company	Location	Sector	Turnover	Employees
CEZ Distribucni sluzby	Jicin	Man.of instruments for measuring, testing, navig.	2,923	5,000 – 9,999
CEZ Distribucni sluzby	Hradec Kralove	Repair of electrical equipment	300	2,500 – 2,999
Juta	Dvur Kralove n. L	Man.of other technical and industrial textiles	267	2,000 – 2,499
Ronal CR	Jicin	Man. of other parts for motor vehicles	227	1,000 – 1,499
Esab CZ	Vamberk	Cold drawing of wire	153	500 - 999
Tyco Electronics EC	Trutnov	Man.of electricity distr. and control apparatus	142	1,000 – 1,499
Ardagh Metal Packaging CR	Skrivany	Man. of light metal packaging	138	250 - 499
Assa Abloy Czech & Slovakia	Rychnov nad Kneznou	Man. of locks and hinges	113	1,000 – 1,499
Rubena a. s.	Hradec Kralove	Man. of other rubber products	112	1,500 – 1,999
Kingspan	Hradec Kralove	Cold forming or folding	105	250 - 499
Veba	Broumov	Weaving of textiles	94	1,000 – 1,499
Saar Gummi Czech	Cerveny Kostelec	Man. of other rubber products	94	500 - 999
Ammann CR	Nove Mesto n.M	Man. of machinery for mining, quarrying and construction	81	500 - 999
Federal-Mogul Friction Products	Kostelec nad Orlici	Man.of other non-metallic mineral products n.e.c.	73	500 - 999
Karsit Holding	Jaromer	Man.of other parts for motor vehicles	65	500 - 999
Ametek elektromotory	Nachod	Man. of electric motors, generators and transformers	62	250 - 499
Agro CS	Rikov	Man. of fertilisers and nitrogen compounds	59	200 - 249
Takata Parts	Rtyne v Podkrkonosi	Man. of electr. equipment for motor vehicles	55	500 - 999
Argo-Hytos	Vrchlabi	Man. of fluid power equipment	50	500 - 999
Bühler Motor	Hradec Kralove	Man. of electric motors, generators and transformers	47	250 - 499

Source: Bisnode, Company Monitor, 2016