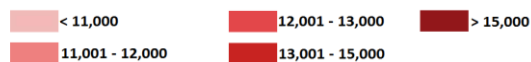
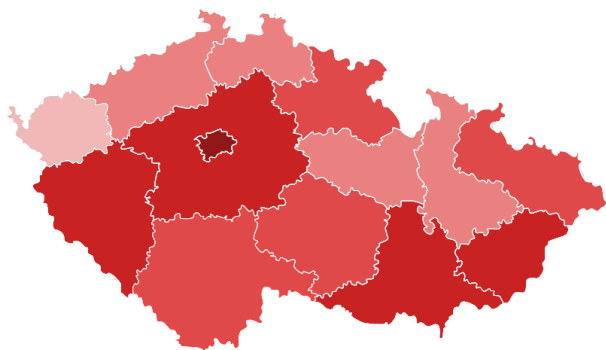


# CZECH REGIONS IN COMPARISON

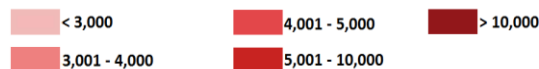
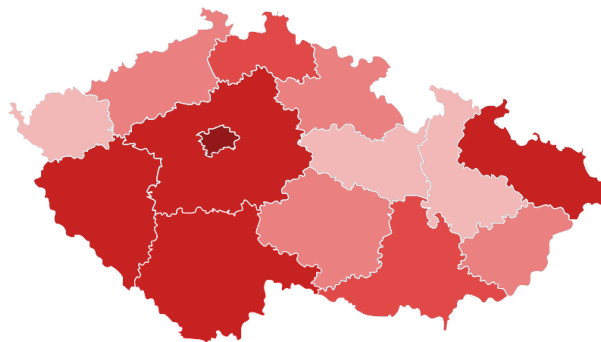
## GDP PER CAPITA (2014)



Abbr.	Region	EUR
PRA	Prague	30,116
<b>Czech Average</b>		<b>14,704</b>
SM	South Moravia	14,427
PLZ	Plzen	13,950
CB	Central Bohemia	13,414
ZL	Zlin	13,051
HK	Hradec Kralove	12,931
SB	South Bohemia	12,487
MS	Moravia-Silesia	12,266
VYS	Vysocina	12,167
PAR	Pardubice	11,896
OL	Olomouc	11,422
LIB	Liberec	11,448
UST	Usti	11,243
KV	Karlovy Vary	10,058

Source: Czech Statistical Office, 2016

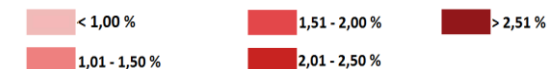
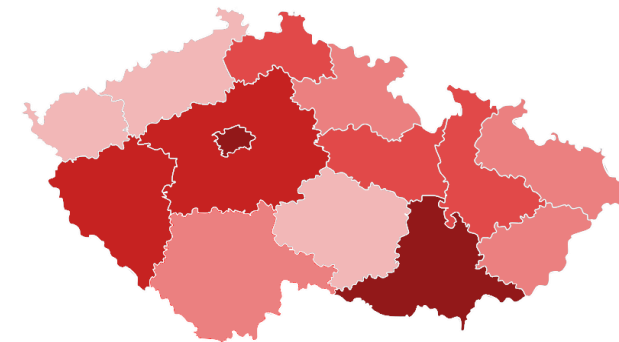
## INWARD FDI PER CAPITA (2014)



Abbr.	Region	EUR
PRA	Prague	43,314
<b>Czech Average</b>		<b>9,496</b>
CB	Central Bohemia	9,051
PLZ	Plzen	5,716
MS	Moravia-Silesia	5,605
SB	South Bohemia	5,169
LIB	Liberec	4,876
SM	South Moravia	4,825
VYS	Vysocina	3,690
UST	Usti	3,617
HK	Hradec Kralove	3,487
ZL	Zlin	3,376
PAR	Pardubice	2,816
KV	Karlovy Vary	2,621
OL	Olomouc	2,244

Source: Czech National Bank, 2016

## R&D EXPENDITURES (2014)

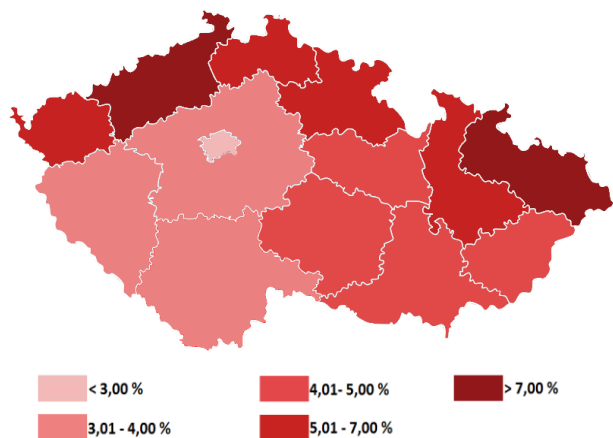


Abbr.	Region	% of regional GDP
SM	South Moravia	3.66
PRA	Prague	2.86
PLZ	Plzen	2.15
CB	Central Bohemia	2.01
LIB	Liberec	1.89
<b>Czech Average</b>		<b>1.88</b>
OL	Olomouc	1.69
PAR	Pardubice	1.61
ZL	Zlin	1.29
MS	Moravia-Silesia	1.26
SB	South Bohemia	1.14
HK	Hradec Kralove	1.04
VYS	Vysocina	0.88
UST	Usti	0.48
KV	Karlovy Vary	0.18

Source: Czech Statistical Office, 2016

# CZECH REGIONS IN COMPARISON

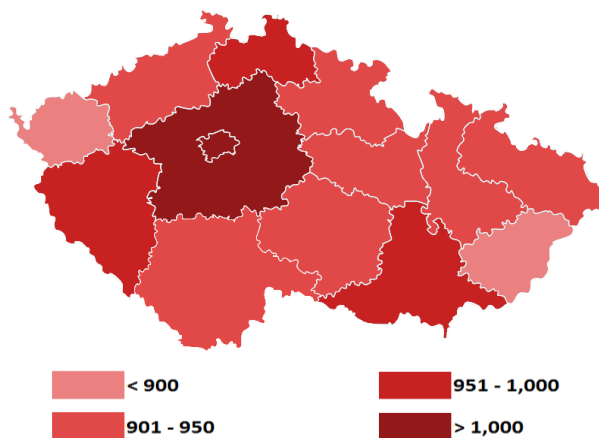
## UNEMPLOYMENT RATE (2015)



Abbr.	Region	%
MS	Moravia-Silesia	8.1
UST	Usti	7.6
KV	Karlovy Vary	6.7
OL	Olomouc	5.9
HK	Hradec Kralove	5.6
LIB	Liberec	5.5
SM	South Moravia	5.0
	<b>Czech Average</b>	<b>5.0</b>
ZL	Zlin	4.7
VYS	Vysocina	4.7
PAR	Pardubice	4.6
SB	South Bohemia	4.0
PLZ	Plzen	3.8
CB	Central Bohemia	3.5
PRA	Prague	2.8

Source: Czech Statistical Office, 2016

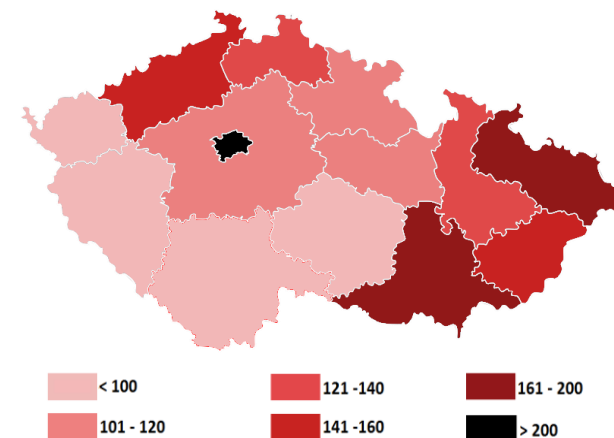
## AVERAGE MONTHLY SALARY (2015)



Abbr.	Region	EUR
PRA	Prague	1,333
CB	Central Bohemia	1,026
	<b>Czech Average</b>	<b>1,019</b>
SM	South Moravia	991
PLZ	Plzen	990
LIB	Liberec	966
MS	Moravia-Silesia	933
UST	Usti	927
VYS	Vysocina	925
SB	South Bohemia	925
HK	Hradec Kralove	923
PAR	Pardubice	911
OL	Olomouc	901
ZL	Zlin	900
KV	Karlovy Vary	884

Source: Czech Statistical Office, 2016

## POPULATION DENSITY (2013)



Abbr.	Region	pop/km <sup>2</sup>
PRA	Prague	2,505
MS	Moravia-Silesia	225
SM	South Moravia	163
UST	Usti	155
ZL	Zlin	148
LIB	Liberec	139
	<b>Czech Average</b>	<b>133</b>
OL	Olomouc	121
CB	Central Bohemia	118
HK	Hradec Kralove	116
PAR	Pardubice	114
KV	Karlovy Vary	91
PLZ	Plzen	76
VYS	Vysocina	75
SB	South Bohemia	63

Source: Czech Statistical Office, 2016