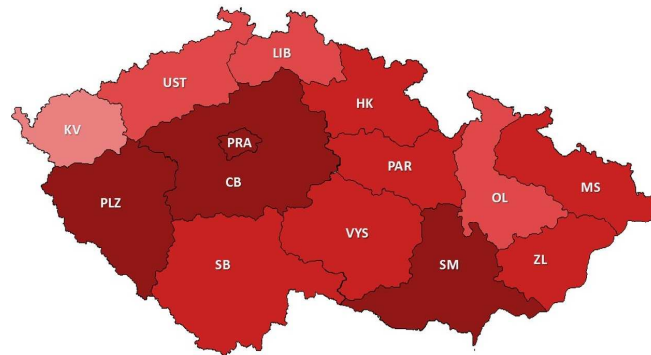


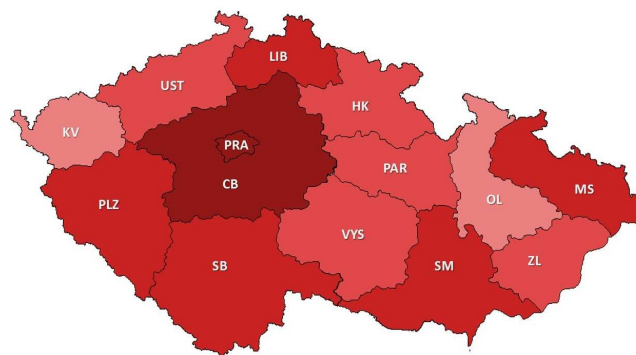
GDP PER CAPITA (2011)



GDP per capita (EUR)



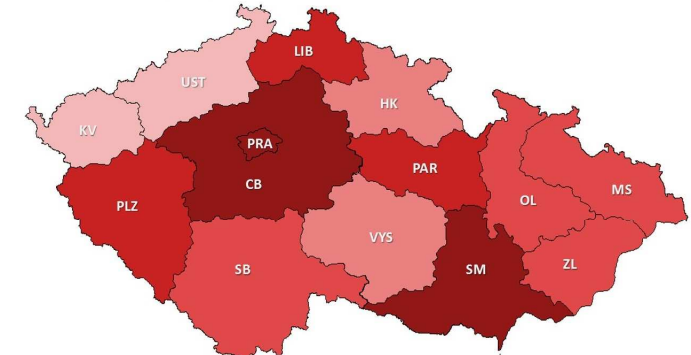
INWARD FDI STOCK PER CAPITA (2011*)



FDI stock per capita (EUR)



R&D EXPENDITURES (2011)



% of regional GDP



Abbr.	Region	EUR
PRA	Prague	31,244
	Czech Average	14,815
SM	South Moravia	13,871
PLZ	Plzen	13,280
CB	Central Bohemia	13,251
MS	Moravia-Silesia	12,927
HK	Hradec Kralove	12,825
ZL	Zlin	12,554
SB	South Bohemia	12,470
VYS	Vysocina	12,335
PAR	Pardubice	12,111
UST	Usti	11,789
OL	Olomouc	11,451
LIB	Liberec	11,378
KV	Karlovy Vary	10,578

Source: Czech Statistical Office, 2013

Abbr.	Region	EUR
PRA	Prague	39,232
	Czech Average	8,870
CB	Central Bohemia	7,718
MS	Moravia-Silesia	5,450
SB	South Bohemia	5,418
SM	South Moravia	5,304
LIB	Liberec	5,180
PLZ	Plzen	5,044
UST	Usti	4,078
PAR	Pardubice	3,974
VYS	Vysocina	3,770
HK	Hradec Kralove	3,333
ZL	Zlin	3,281
KV	Karlovy Vary	2,517
OL	Olomouc	1,883

*as of 31.12.

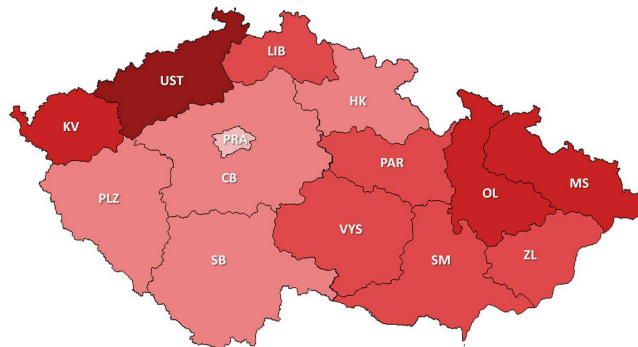
Source: Czech Statistical Office, 2013; Czech National Bank, 2013

Abbr.	Region	% of regional GDP
CB	Central Bohemia	3.40
SM	South Moravia	2.81
PRA	Prague	2.44
	Czech Average	1.86
PLZ	Plzen	1.68
PAR	Pardubice	1.67
LIB	Liberec	1.52
MS	Moravia-Silesia	1.26
OL	Olomouc	1.18
ZL	Zlin	1.16
SB	South Bohemia	1.11
HK	Hradec Kralove	0.96
VYS	Vysocina	0.50
UST	Usti	0.33
KV	Karlovy Vary	0.16

Source: Czech Statistical Office, 2013

Contact Us

UNEMPLOYMENT RATE (2012)



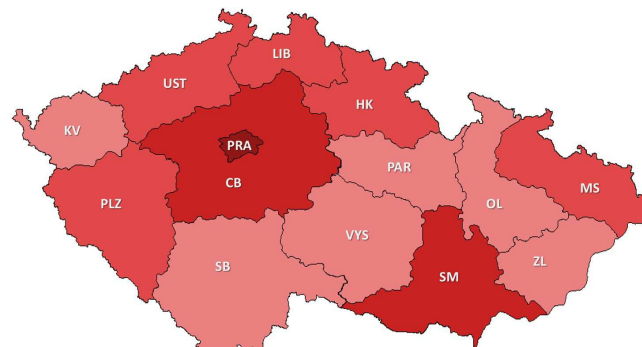
Unemployment rate (%)




Abbr.	Region	%
PRA	Prague	4.2
PLZ	Plzen	6.7
CB	Central Bohemia	7.0
SB	South Bohemia	7.4
HK	Hradec Kralove	7.5
PAR	Pardubice	8.1
	Czech Average	8.9
VYS	Vysocina	9.0
ZL	Zlin	9.3
SM	South Moravia	9.6
LIB	Liberec	9.7
KV	Karlovy Vary	10.1
OL	Olomouc	10.8
MS	Moravia-Silesia	11.4
UST	Usti	13.3

Source: Labour Office, 2013

AVERAGE MONTHLY SALARY (2012)



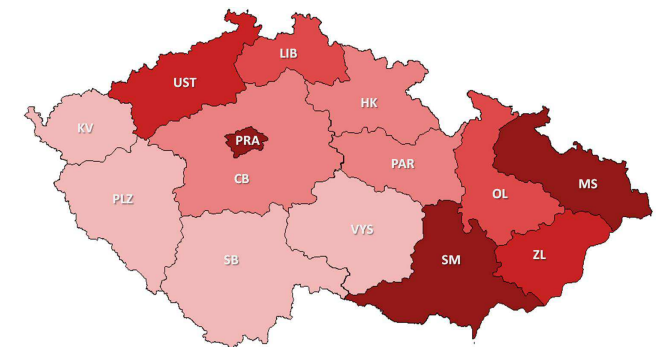
EUR per month



Abbr.	Region	EUR
PRA	Prague	1,297
	Czech Average	998
CB	Central Bohemia	984
SM	South Moravia	962
PLZ	Plzen	948
MS	Moravia-Silesia	938
HK	Hradec Kralove	908
LIB	Liberec	906
UST	Usti	906
OL	Olomouc	894
SB	South Bohemia	888
VYS	Vysocina	887
ZL	Zlin	882
PAR	Pardubice	877
KV	Karlovy Vary	846

Source: Czech Statistical Office, 2013

POPULATION DENSITY (2012)



Population density (pop/km²)



Abbr.	Region	pop/km ²
PRA	Prague	2,513
MS	Moravia-Silesia	226
SM	South Moravia	162
UST	Usti	155
ZL	Zlin	148
LIB	Liberec	139
	Czech Average	133
OL	Olomouc	121
CB	Central Bohemia	117
HK	Hradec Kralove	116
PAR	Pardubice	114
KV	Karlovy Vary	91
PLZ	Plzen	76
VYS	Vysocina	75
SB	South Bohemia	63

Source: Czech Statistical Office, 2013

Contact Us